

WILD HEARTS

ENVIRONMENTAL EDUCATION PROGRAM


Term 4 Lesson 3: Wild Hearts Additional Activity


Matching Animals

Print, laminate and cut out each individual rectangle. Then cut each animal face in half using the dashed line as a guide. Mix all the pieces up, and give them to the children to sort out and match. The children must match the left and the right sides of the animal faces together.


CONTACT FOUNDATION@TENTHOUSESTRUCTURES.COM FOR
MORE INFORMATION ON THE WILD HEARTS PROGRAM.








MADE BETTER *together*
FOUNDATION




MADE BETTER *together*
FOUNDATION






MADE BETTER *together*
FOUNDATION

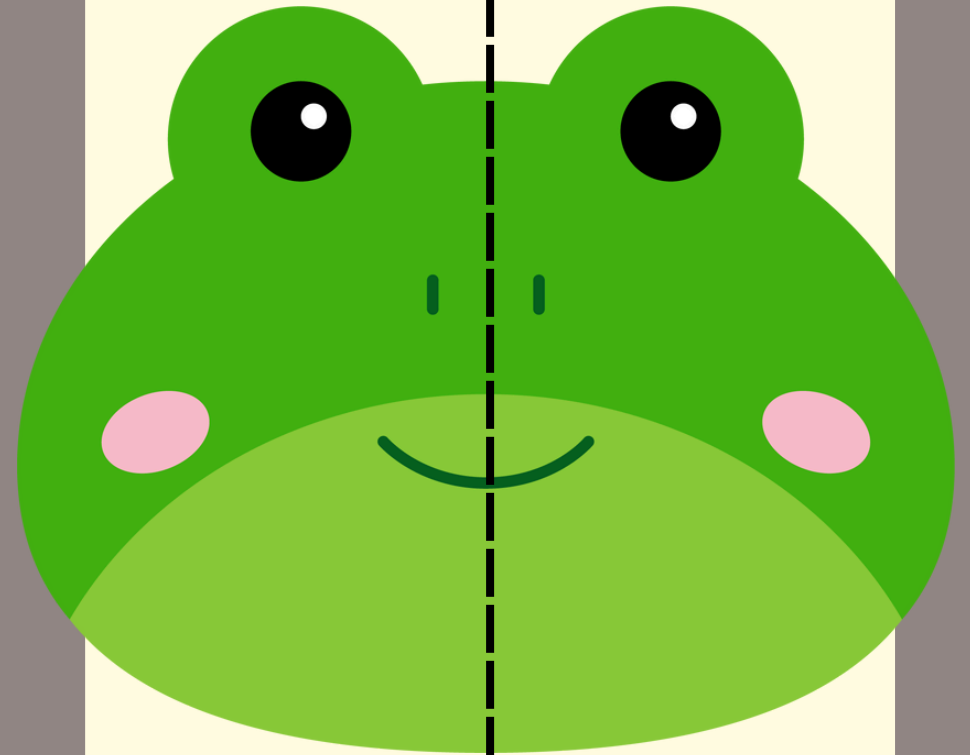


MADE BETTER *together*
FOUNDATION






MADE BETTER *together*
FOUNDATION




MADE BETTER *together*
FOUNDATION





MADE BETTER *together*
FOUNDATION



MADE BETTER *together*
FOUNDATION

